


15"/ 17"/ 19" LCD Console Drawer with 1/ 4/ 8/ 16-Port KVM Module



Product Description

KVM Control and Status:

(This section is effective only when a KVM switch module is connected.)

1. Computer Selection Pad: Press one of these pushbuttons to select a computer.
2. Selected Computer Indicator: One of the indicators turns red when pushbuttons, hotkey or OSD menu selects a corresponding computer.
3. Local Console in operation: It turns green when a computer is accessed through the Console.

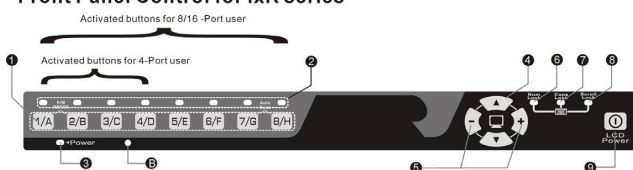
LCD Panel Control

4. LCD Panel Menu: These buttons invoke the OSD menu for the LCD panel and acts as menu selection.
5. LCD Panel Adjustment: Lets you adjust settings for the LCD panel.


Keyboard Status & LCD Panel Power Switch

6. Num Lock: Keyboard Num Lock status.
 7. Caps Lock: Keyboard Caps Lock status.
 8. Scroll Lock: Keyboard Scroll Lock status.
 9. LCD Panel Power Switch
- B. Remote Console in Operation: It turns green when a computer is accessed by another set of keyboard / mouse / monitor connected to the "Remote" console. (For Two-Access model only)

Front Panel Control for IxR series



Front Panel Control for RxV / RxS / RxNE series



Features

- Cascade configuration expands system capability
- Auto-scan automatically selects computers sequentially
- Assign and select computers with unique and meaningful names
- Programmable scan filters unused computers
- Store system settings and name entries to non-volatile memory
- Password security locks computer from unauthorized access
- Gain complete control with easy-to-use OSD interface
- Hotkey functions allow easy computer access
- Keyboard states automatically saved and restored when switching computers
- Operating system independent and transparent to all applications
- Plug and play system configuration
- Keyboard and mouse can be hot plugged at any time
- DDC2B compatible
- Cascadable to 19" rack mountable PS/2 KVM Switches
- Manages multiple computers from two locations. (For Two-Access models only)
- (Optional) The Built-In Power is available for certain models.
- Replaceable Keyboard and Touch Pad (For RxV, RxS and RxN models only)
- Optional Heat Strengthened Glass is available for certain models.

Package Contents

- | | |
|---|---------|
| LCD Console Drawer | x 1 |
| * KVM Switch Function Module | x 1 |
| ** Rear Bracket (RW-2 Length : 575mm) | x 1 set |
| Extension Kit | x 1 set |
| CD with User Manual | x 1 |
| Screw kit (for necessary assembling) | x 1 set |

* different cables are attached to the different module when purchased
 ** RW-1 (385mm) is an optional order for short cabinet

Product code	PS2 or USB PC's	Screen Size
IURA108	8 PC (USB+PS/2)	15"
IURA116	16 PC (USB+PS/2)	15"
IURA108-17	8 PC (USB+PS/2)	17"
IURA116-17	16 PC (USB+PS/2)	17"
IURA108-19	8 PC (USB+PS/2)	19"
IURA116-19	16 PC (USB+PS/2)	19"