



MODULAR PLUG INSTALLATION SOLUTIONS

FEED-THRU CONNECTORS


VERIFY
CONDUCTOR ORDER
BEFORE CRIMPING




FLUSH CUT
NO EXCESS CONDUCTOR




Large Diameter
CAT6A/6/5e
Shielded




Large Diameter
CAT6A/6/5e
Unshielded




CAT6 Feed-Thru




CAT5e Feed-Thru



CAT5e Shielded
Feed-Thru




CAT6 Standard
Single Piece




CAT6 Standard
3-Piece



CAT5e Standard



CAT5e Standard
Shielded



33-509
NEW Feed-Thru
Starter Kit



33-510
NEW Twisted Pair/Coax
Termination & Test Kit



CAT5e

CAT6

CAT6A

THE ELECTRICIAN'S
CHAMPION



IDEALIND.COM

SIMPLIFIED MODULAR PLUG TERMINATIONS

The IDEAL® Feed-Thru RJ-45 Modular Plugs and FT-45™ Crimping Tool are designed to simplify and improve the consistency of cable to connector termination of CAT5e through CAT6A connectors to twisted pair cables.


This system makes it **SIMPLE**

- No more wasted materials
- No more wasted labor
- No sleds or liners

SIMPLE

As **SIMPLE** as:

- Align wires
- Insert into connector
- Verify wire order
- FT-45™ Tool does the rest



Verify conductor order before crimping

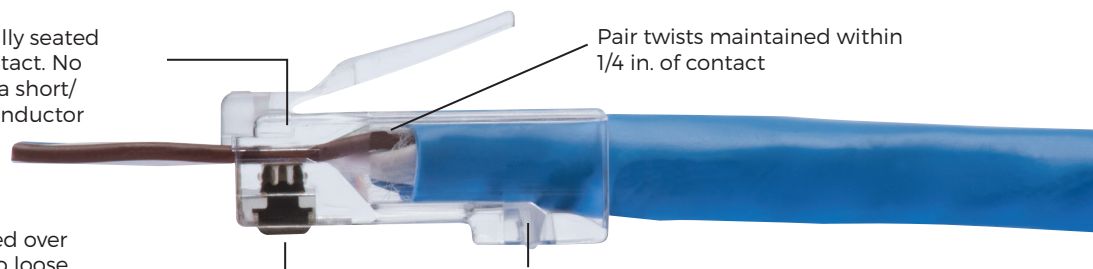


Single piece CAT6 and CAT6A/6 connectors. Same preparation as CAT5e connector.

Feed-Thru Modular Plugs

Open-end Feed-Thru connectors offer several advantages over standard closed end connectors. Conductor order can be verified prior to crimping. Conductors that feed-thru the connector are inserted far enough to be pierced by the pin below. The cable can be pushed or pulled into the connector to ensure that the twisted pairs are as close to the pin contacts as possible and that the jacket is seated beyond the primary strain relief for a secure connection. A patented design enables conductors to be cut flush with the end face of the connector when used with the FT-45™ tool. CAT5e, CAT6 and CAT6A connectors are all single piece connectors that use the same assembly process, no special assembly or multiple pieces for CAT6 or CAT6A.

Conductors fully seated above pin contact. No opens due to a short/misaligned conductor



3 pin IDC contact, 50µ gold plated over 150µ nickel. Secured in place - no loose pins in the package.

Jacket seats past strain relief tab

Patent Nos: 10,535,969; D824739; D824740; D829178; D829166; D829667

FT-45™ Modular Plug Crimp Tool

Don't let its size fool you. The FT-45™ is a simple, compact and highly effective crimp tool for installers and techs that terminate RJ-45 connectors regularly. Instead of another traditional oversized, heavy, crimp tool style loaded with features that are rarely used or that just don't work well, we took this tool in a new direction. It's built for today and tomorrow, not the past. A single crimp cavity for RJ-45 / 8-position connectors that can be used with Feed-Thru, standard, or shielded connectors for CAT5e through CAT6A. A custom, heavy duty cutting blade that will last for over 2,000 cuts. A mechanical design that requires only 1/3 to 1/2 the hand force of traditional tools to crimp the connector - no ratchet mechanism is needed and one handed crimping is possible. The tool is compact, 5-1/2" in length and weighs just over 1/2 lb., about half the size and weight of bulkier traditional tools. Easily fits in your pocket and lightens the tool bag load. It packs a punch, and does exactly what it's supposed to do.



Flush Cut

During crimping, the FT-45™ cleanly shears the excess conductors and leaves a smooth, flat finish to the end face of the connector. No protrusions or small lengths of conductor remain beyond the plastic face of the connector. This minimizes accidental shorting of conductors or inadvertent contact in plug jacks.



FT-45™ is Compatible with CAT5e/CAT6/CAT6A

Feed-Thru Connectors



Standard RJ-45 Connectors



Shielded Connectors



Large Diameter CAT6A/6/5e



CAT5e



CAT6



MODULAR PLUG INSTALLATION SOLUTIONS

CAT6A/6/5e Shielded and Unshielded Feed-Thru for Large Diameter Conductors

The IDEAL family of Feed-Thru products has expanded. Shielded or unshielded, these single-piece 8P8C RJ-45 connectors are designed to work with cable conductors ranging from 22 to 24 AWG solid with an overall diameter of 0.040" - 0.048" per conductor. The single-piece Feed-Thru design simplifies the challenges faced when assembling and terminating twisted pair cables with larger diameter conductors, over 0.041", when the use of a standard in-line connector is not an option.


A unique staggered conductor hole layout and multi-length contact pins are incorporated to accommodate the larger conductors. The single-piece housing design helps to funnel the conductors through the connector and out of the Feed-Thru end. No precision length trimming, load bars, or multi-piece assemblies are required. These connectors are then terminated with the FT-45™ Modular Plug Crimp Tool which does not require any adjustments or blade changes.

The shielded connector is designed for 0.040" through 0.048" insulated conductors which are typically found in CAT6A, CAT6, and CAT5e shielded cables. The unshielded connector handles the same range but is used primarily for CAT6A and thicker CAT6 unshielded cables. For twisted pair cables with maximum conductor diameters of 0.41" or less, we recommend using the in-line versions of our CAT5e or CAT6 Feed-Thru connectors.

Shield continuity can be made internally by folding the cable foil over the jacket and contacting the inside of the connector walls or externally by wrapping the cable drain wire around the base of the jacket strain relief clip.

The jacket strain relief clip (shielded model) is pre-positioned in the up position, so cable insertion is simplified. The pre-formed clip can be closed and crimped with standard needle nose or plier-nose device like the IDEAL® 33-719 or other IDEAL® T®-Stripper Wire Strippers.

Pin contacts are a 3-prong design and have 50u" gold-plated contact areas. Both plugs are UL Listed. The FT-45™ crimp tool, (IDEAL® 30-495) is required to properly terminate these connectors.



Datacom Kits

Not only do we have great tools and connectors, we have also carefully put together 4 bundles for your convenience and added value.

33-507 - Feed-Thru RJ-45 Installation Hip Kit - Includes the necessary tools to cut, strip, and terminate RJ-45, 8P8C modular plugs to CAT5e, CAT6, and CAT6A twisted pair cables. Cut, with the included electrician's scissors for cutting old connector ends or trimming the cable and conductors to size. Strip with the PrepPRO® cable stripper which utilizes a fixed depth blade to score the jacket of twisted pair cables. Terminate with the FT-45™ compact crimp tool that provides a flush cut on IDEAL® Feed-Thru Modular Plugs and works with standard (non-Feed-Thru) and shielded IDEAL® connectors.

33-508 - Twisted Pair Termination Hip Kit - Includes everything the 33-507 has but also includes the Punchmaster™ Punch Down Tool with 110 and 66 blades for terminating modular jacks and panels.

33-509 - FT-45™ Feed-Thru Starter Kit - Want to have all your tools and connectors in one place? If so, then this kit is for you. It includes Electrician's scissors to cut, a PrepPRO® cable stripper to strip, and an FT-45™ crimp tool to terminate CAT5e through CAT6A twisted pair cables. All within a plastic carrying case, you have these tools plus 25 strain relief boots, 50 CAT5e, and 50 CAT6 Feed-Thru Modular Plugs. Just grab and go.

33-510 - Twisted Pair & Coax Termination & Test Kit - Providing the most value for the money all within a heavy-duty tool bag which includes: Twisted Pair Termination Hip Kit, OmniSeal™ Pro XL Compression Hip Kit, 33-866 Test-Tone-Trace VDV Test Kit, CAT6 Feed-Thru Modular Plugs (100/Jar), RG-6 RTQ™ XR™ F-Compression Connectors (100/Jar)

33-507 Feed-Thru RJ-45 Installation Hip Kit



33-508 Twisted Pair Termination Hip Kit



33-509 Feed-Thru Starter Kit



33-510 Twisted Pair & Coax Termination & Test Kit



Modular Plugs

	Name	CAT	Type	Feed-Thru	Shielded	Notes	Quantity	Part No.
	CAT6A/6/5e Shielded Feed-Thru	Multi	RJ-45 8P8C	✓	✓	For shielded or unshielded CAT6A, CAT6 or CAT5e with insulated conductor diameter of 0.040" to 0.048", max. jacket diameter of .320"	Card of 10	85-363
							Card of 25	85-368
							Jar of 50	85-369
	CAT6A/6 0.048" Feed-Thru	6A/6	RJ-45 8P8C	✓		For unshielded CAT6A/6 with insulated conductor diameter of 0.040" to 0.048"; max jacket diameter of .320"	Card of 25	85-384
							Card of 50	85-385
	CAT6 Feed-Thru	6	RJ-45 8P8C	✓		For unshielded CAT6 with 23 or 24 AWG conductors with a max. insulated conductor diameter of 0.041", max. jacket diameter of .290"	Card of 25	85-375
							Card of 50	85-376
							Bag of 100	85-377
							Jar of 100	85-377J
	CAT6 Single Piece Standard	6	RJ-45 8P8C			For unshielded CAT6 with 23 or 24 AWG conductors with a max. insulated conductor diameter of 0.041", max jacket diameter of .290"	Card of 25	85-367
							Card of 50	85-362
							Jar of 100	86-367J
	CAT6 3-Piece Standard	6	RJ-45 8P8C			3 piece assembly of body, sled and liner. For unshielded CAT6 with 23 or 24 AWG conductors with a max. insulated conductor diameter of 0.041", max. jacket diameter of .290"	Card of 25	85-366
	CAT5e Feed-Thru	5e	RJ-45 8P8C	✓		For unshielded CAT5e with 23 or 24 AWG conductors with a max. insulated conductor diameter of 0.041", max. jacket diameter of .270"	Card of 25	85-370
							Card of 50	85-371
							Bag of 100	85-372
							Jar of 100	85-372J
	CAT5e Shielded Feed-Thru	5e	RJ-45 8P8C	✓	✓	For shielded CAT5e with 24 AWG conductors with a max. insulated conductor diameter of 0.041", max. jacket diameter of .270"	Card of 25	85-365
	CAT5e Shielded	5e	RJ-45 8P8C		✓	For shielded CAT5e with 24 AWG conductors with a max. insulated conductor diameter of 0.041", max. jacket diameter of .270"	Card of 25	85-361
	CAT5e Standard	5e	RJ-45 8P8C			For unshielded CAT5e with 23 or 24 AWG conductors with a max. insulated conductor diameter of 0.041", max. jacket diameter of .270"	Card of 10	85-147
							Card of 15*	85-379
							Card of 25	85-346
							Card of 50	85-396
							Bag of 100	86-396
							Jar of 100	86-396J
	Snagless Strain Relief Boot	5e/6	RJ-45 8P8C			Blue color, slide on snagless boot, max. cable diameter of 5.5mm/.225"	Card of 25	85-380
	6-Contact Voice Plug	3	RJ-11/12 6P6C			6-position, 6-contact voice grade modular plug, max. 24 AWG conductors	Card of 25	85-345
	4-Contact Voice Plug	3	RJ-11 6P4C			6-position, 4-contact voice grade modular plug, max. 24 AWG conductors	Card of 25	85-344

*Includes 15 Strain Relief Boots



Jar Options for Modular Plugs

Resealable jars of 100 pieces. Includes FREE jacket Stripper.

CAT6 Feed-Thru	85-377J
CAT5e Feed-Thru	85-372J
CAT6 Single Piece Standard	86-367J
CAT5e Standard	86-396J



Modular Plug Termination and Prep Tools

 FT-45™ Feed-Thru Modular Plug Crimp Tool 30-495 FT-45™ Replacement Blade 30-4951	 Twisted Pair Termination Hip Kit 33-508	 Feed-Thru RJ-45 Installation Hip Kit 33-507
 Ratchet Telemaster™ Modular Plug Crimper 30-696	 Telemaster™ Modular Plug Crimper Telemaster Starter Kit 30-496 33-700	 Data/Voice Modular Plug Crimp Kit 33-396
 PrepPRO® UTP/Coax Cable Stripper 45-605	 Adjustable Ringer Jacket Stripper 45-165	 Electrician's Scissors 35-088

Connector & Tool Compatibility Chart

IDEAL CONNECTOR	30-495 FT-45™	30-696 Ratchet Telemaster™	30-496 Telemaster™	33-396 Data/Voice Crimper
CAT6A/6/5e Shielded Feed-Thru RJ-45	■			
CAT6A/6 Unshielded Feed-Thru RJ-45	■			
CAT6 Feed-Thru RJ-45	■			
CAT6 Single Piece Standard RJ-45	■	■	■	■
CAT6 3-Piece Standard RJ-45	■	■	■	■
CAT5e Feed-Thru RJ-45	■			
CAT5e Shielded RJ-45	■	■	■	■
CAT5e Shielded Feed-Thru RJ-45	■			
CAT5e Standard RJ-45	■	■	■	■
RJ-11/12 Voice Plug		■	■	■
RJ-11 Voice Plug		■	■	■



IDEAL INDUSTRIES, INC.

IDEAL INDUSTRIES, INC.

1375 Park Avenue, Sycamore, IL 60178, USA / 815-895-5181 • 800-435-0705 in USA

International offices:

Australia • Canada • China • India • Mexico • UK

For complete sales office contact information, visit us at:

idealind.com

Keystone Modular Data Jacks



NEW

- CAT 6
- CAT 5e
- CAT 3

All jacks feature standard 110 style termination contacts with an internal printed circuit board design



- Keystone modular data jacks for CAT6/CAT5e/CAT3 twisted pair punchdown termination
- IDC tower design simplifies jack wiring process
- 110 style termination for use with standard 110 blade punchdown tools
- Internal printed circuit board design for improved RF performance
- Meets ANSI/TIA-568-C.2 specifications; UL Listed
- Multiple color variations for visual jack identification and system coding
- Standard size single gang faceplates
- Standard keystone dimensions offer compatibility with other keystone jacks and faceplates





Keystone Modular Data Jacks

IDEAL Keystone Jacks are high performance modular jack connectors designed to exceed the CAT5e or CAT6 requirements of ANSI/TIA-568-C.2 giving installers the ability to use these products in residential and commercial installations for applications such as Gigabit Ethernet.

All jacks feature a robust internal printed circuit board design used to help reduce NEXT (near-end cross talk) and improve RF performance at higher frequencies.


The IDC tower design and layout help to simplify and speed up the wiring and termination process. Tapered tower tops help to separate each pair into the individual IDC slot without the need to untwist each pair. This allows pairs to easily maintain the recommended maximum of 1/2" of untwisting per pair from the cable jacket.

Twisted pairs stay together. With the PCB design, each color pair is terminated side by side, in a consistent pattern. Less time spent untwisting, separating and routing individual conductors to the IDC contacts.

Jacks have both 568A and 568B wiring diagrams and pinouts pre-labeled at each IDC location.

The IDEAL Keystone Jacks have an industry standard (14.5mm x 16mm) profile interface and latch location so they are compatible with many other keystone style sized panels, racks, and plates.

Standard mid-sized (2.75" x 4.75") faceplates in both white and ivory colors are available in 1, 2, 3, 4, 6 and 0 port configurations. 1 in. mounting screws are included and secured to the back of the faceplate. Blank inserts can be used to fill in unused faceplate ports.



Jack Specifications	
Cable Types	8 Conductor UTP Copper Cables 22-24 AWG (CAT5e/CAT6)
Max. Cable O.D.	.260"
Termination Tool	110 Punchdown
Housing Material	PC UL94-V0 Rated, Multiple Colors
Contact Finish	50µ Gold over 50µ Nickel
IDC Housing Material	PC UL94-V0 Rated, Black
IDC Terminal Contact	Phosphor Bronze, 50µ Nickel
IDC Cover	PC UL94-V0, Black
Circuit Board	FR4
Certifications and Standards	UL Listed cULus; ANSI/TIA-568-C-2, ISO/IEC 11801 Class D(CAT5e)/E(CAT6) FCC Part 68 Compliant; RoHS Compliant
Supports	Dual T568A and T568B wiring
Connector Mating Cycles	750 minimum
Electrical Specifications	
Current Rating	1.5 Amps
Insulation Resistance	50mΩ
Contact Resistance	20mΩ
DC Resistance	0.1Ω
Dielectric Withstanding Voltage	1000V



Ordering Information

Description	Model No.	Package Qty.	Part No.
Category 5e Modular Jacks			
CAT5e 100MHz 8P8C Keystone Jack-White	MJN5WH	Bag of 1	89-750WH
CAT5e 100MHz 8P8C Keystone Jack-Blue	MJN5BU	Bag of 1	89-750BU
CAT5e 100MHz 8P8C Keystone Jack-Orange	MJN5OR	Bag of 1	89-750OR
CAT5e 100MHz 8P8C Keystone Jack-Black	MJN5BK	Bag of 1	89-750BK
CAT5e 100MHz 8P8C Keystone Jack-Red	MJN5RD	Bag of 1	89-750RD
CAT5e 100MHz 8P8C Keystone Jack-Green	MJN5GN	Bag of 1	89-750GN
CAT5e 100MHz 8P8C Keystone Jack-Yellow	MJN5YL	Bag of 1	89-750YL
CAT5e 100MHz 8P8C Keystone Jack-Ivory	MJN5IV	Bag of 1	89-750IV
CAT5e 100MHz 8P8C Keystone Jack-Grey	MJN5GY	Bag of 1	89-750GY
Category 6 Modular Jacks			
CAT6 250MHz 8P8C Keystone Jack-White	MJN6WH	Bag of 1	89-760WH
CAT6 250MHz 8P8C Keystone Jack-Blue	MJN6BU	Bag of 1	89-760BU
CAT6 250MHz 8P8C Keystone Jack-Orange	MJN6OR	Bag of 1	89-760OR
CAT6 250MHz 8P8C Keystone Jack-Black	MJN6BK	Bag of 1	89-760BK
CAT6 250MHz 8P8C Keystone Jack-Red	MJN6RD	Bag of 1	89-760RD
CAT6 250MHz 8P8C Keystone Jack-Green	MJN6GN	Bag of 1	89-760GN
CAT6 250MHz 8P8C Keystone Jack-Yellow	MJN6YL	Bag of 1	89-760YL
CAT6 250MHz 8P8C Keystone Jack-Ivory	MJN6IV	Bag of 1	89-760IV
CAT6 250MHz 8P8C Keystone Jack-Grey	MJN6GY	Bag of 1	89-760GY
Category 3 Modular Jacks			
CAT3 6P6C Voice Grade Keystone Jack-White	MJN3WH	Bag of 1	89-780WH
CAT3 6P6C Voice Grade Keystone Jack-Ivory	MJN3IV	Bag of 1	89-780IV
Faceplates			
0 Port Keystone Faceplate-White	KFP0WH	Bag of 1	89-740WH
1 Port Keystone Faceplate-White	KFP1WH	Bag of 1	89-741WH
2 Port Keystone Faceplate-White	KFP2WH	Bag of 1	89-742WH
3 Port Keystone Faceplate-White	KFP3WH	Bag of 1	89-743WH
4 Port Keystone Faceplate-White	KFP4WH	Bag of 1	89-744WH
6 Port Keystone Faceplate-White	KFP6WH	Bag of 1	89-746WH
0 Port Keystone Faceplate-Ivory	KFP0IV	Bag of 1	89-740IV
1 Port Keystone Faceplate-Ivory	KFP1IV	Bag of 1	89-741IV
2 Port Keystone Faceplate-Ivory	KFP2IV	Bag of 1	89-742IV
3 Port Keystone Faceplate-Ivory	KFP3IV	Bag of 1	89-743IV
4 Port Keystone Faceplate-Ivory	KFP4IV	Bag of 1	89-744IV
6 Port Keystone Faceplate-Ivory	KFP6IV	Bag of 1	89-746IV
Blank Inserts for Keystone Faceplate-White-10PK	KIWH	Bag of 10	89-784WH
Blank Inserts for Keystone Faceplate-Ivory-10PK	KIIV	Bag of 10	89-784IV



White - WH




Blue - BU



Orange - OR



Black - BK



Red - RD



Green - GN



Yellow - YL



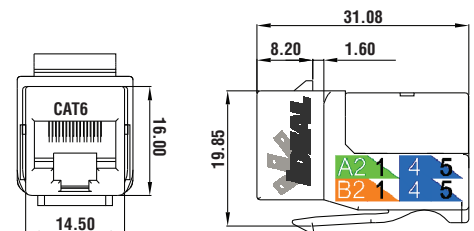
Ivory - IV



Grey - GY



Dust Caps





Keystone Modular Data Jacks

Once installed, jacks can be tested with an IDEAL tester to verify the required performance of the installation.

- **VDV** and **VDVII** Wiremappers can be used to verify continuity and correct wire terminations at both ends of the cable, plus provide basic troubleshooting information and guidance for the installer.
- **SignalTEK**® Gigabit Testers perform bit-error-rate tests and can be used to prove that the cable and connectivity installation will handle 1Gb per second, CAT5e/CAT6 Ethernet. This provides a cost effective alternative to traditional certification testing when the installation does not require submission of a cable manufacturer's warranty.
- **LanTEK**® Certifiers can be used to perform 100MHz (CAT5e) and 250MHz (CAT6) tests for cable and connector termination compliance with the latest TIA/ISO standards. NEXT, Return Loss, ACR-N, Insertion Loss, and Headroom values are just a few of the core tests performed by LanTEK Certifiers.



VDV



VDV II



SignalTEK® CT/NT



LanTEK® III

Related IDEAL Products to complete your structured cabling installation.



CAT5e RJ-45 8P8C Modular Plugs, 50/Card
CAT5e RJ-45 8P8C Modular Plugs, 100/Bag

85-396
86-396



CAT6 RJ-45 8P8C Modular Plugs, 25/Card

85-366



Ratchet Telemaster™ Modular Plug Crimper
Telemaster™ Modular Plug Crimper

30-696
30-496



Punchmaster™ II 110/66 Punchdown Tool

35-485



PrepPRO® UTP/Coax Cable Stripper

45-605



CAT5e In-Line Splice Adapter, 1/Bag
CAT6 In-line Splice Adapter, 1/Bag

85-355
85-356



Electrician's Scissors

35-088



Technician's Service Kit

33-505



PRO Network/Telco Installer Kit

33-506



IDEAL INDUSTRIES, INC.

IDEAL INDUSTRIES, INC.

1375 Park Avenue, Sycamore, IL 60178, USA / 815-895-5181 • 800-435-0705 in USA

International offices:

Brazil • Canada • China • France • Germany • Mexico • UK

For complete sales office contact information, visit us at:

www.idealind.com